



VIRTUAL ACCESS TO BOARDED VETERINARIAN SPECIALISTS

- * Avian & Exotics
- * Behavior
- * Cardiology
- * Critical Care
- * Dermatology
- * Internal Medicine
- * Feline Medicine
- * Neurology
- * Nutrition
- * Oncology
- * Ophthalmology

THE VIRTUAL ADVANTAGE

- * Connect Virtually Face-to-Face with our easy to use platform
- * Avoid unnecessary travel and delays for you and your pet
- * Consult with a Boarded Specialist
- * Access us even when you are away on vacation



vetnow.com

*Individual virtual services provided may vary by veterinary practice. Please ask your veterinarian what virtual services they offer.

VIRTUAL CARE User Guide



QUALITY VIRTUAL CARE IN-CLINIC AND AT HOME



VIRTUAL
PREVENTIVE
CARE



VIRTUAL
SPECIALIZED
CARE



VIRTUAL
FOLLOW
UPS

PET OWNER USER GUIDE

REGISTERING AND JOINING YOUR VIRTUAL VISIT IS EASY

GET STARTED



[HTTPS://VISIT.VETNOW.COM/REGISTER](https://visit.vetnow.com/register)

Use your Iphone and IPAD camera to scan the QR code to take you right to the app on the App Store.

- OR -

Please make sure you have the latest versions of Google Chrome on your computer. Chrome will not work on a IPHONE or IPAD.



- OR -

Please make sure you have the latest versions of Microsoft Edge on your computer. Edge will not work on a IPHONE or IPAD.



REGISTER

Open your APP or navigate to visit.vetnow.com/registration and enter your clinic code.

CLINIC CODE: _____

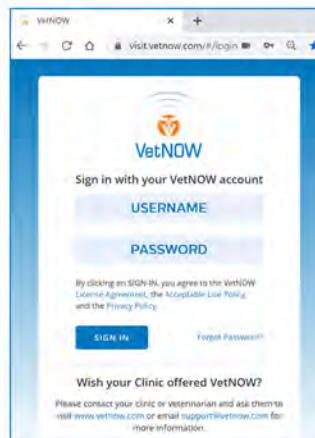
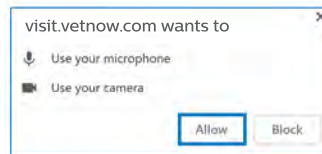
Follow the steps as provided to complete your registration.

You only need to register one pet to activate your account. Additional pets can be added via your profile.

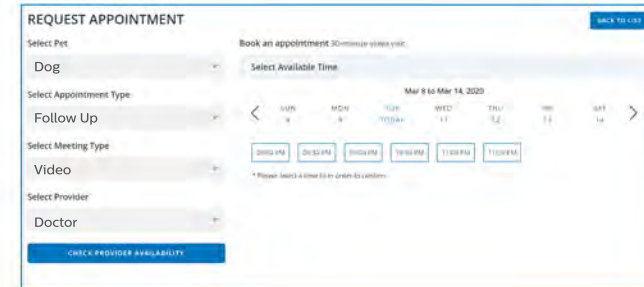
Username: _____

Password: _____

To Use VetNOW, Google Chrome and Microsoft Edge will ask you to allow VetNOW to use your microphone and camera. Please select allow.



SCHEDULE APPOINTMENT




Step 1 : Sign in with your VetNOW account at visit.vetnow.com.

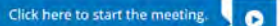
Step 2 : Select  Appointments

Step 3 : Select 

ATTEND APPOINTMENT

Step 1 : Sign in to your account.

Step 2 : You can enter the waiting room five minutes prior to your appointment by selecting. 

Step 3 : When the Veterinarian enters the appointment you will be invited to start the meeting. 

Step 4: When meeting is over you will receive your discharge notes via our platform.

** If your browser freezes due to internet connection, please refresh your browser and reenter appointment.**